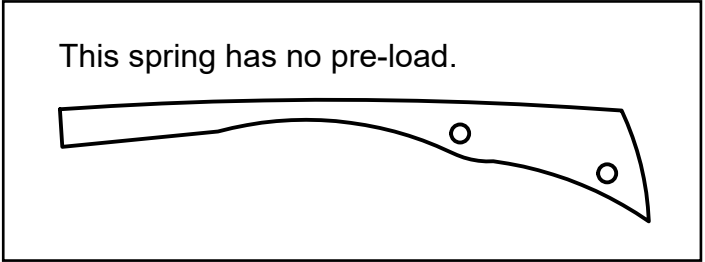

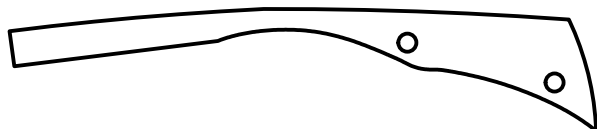


Drawing by Chris Armstrong



Holes are drilled with a  $\frac{3}{32}$ " drill bit

Do not drill this hole until after the spring has been heat treated, and you are ready to set the spring tension.

Note: When printing with Adobe Acrobat Reader, be sure to select 'Actual Size' in the print options.

	PROJECT			
	Chris Crawford EDC-0			
	TITLE			
	From 'Basic Slipjoints' chriscrawfordknives.com			
APPROVED	SIZE	CODE	DWG NO	REV
CHECKED	A			
DRAWN	chris@armstrongknifeworks.com	SCALE 1:1	WEIGHT	SHEET 1/1